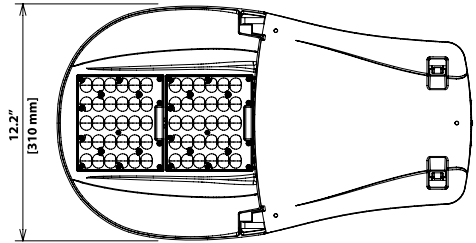
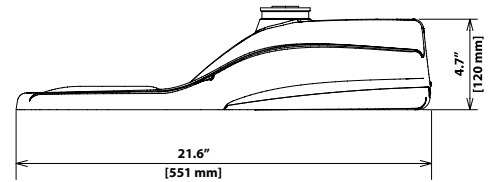
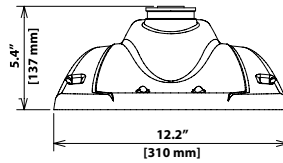


# GreenCobra™ Midsize LED Streetlight

## GCM J-Series Specification Data Sheet

### Luminaire Data

**Weight** 11 lbs [5.0 kg]  
**EPA** 0.44 ft<sup>2</sup>



### Ordering Information

Sample Catalog No. GCM2-60J-MV-30K-2R-GY-130-PCR7-WL

Model*	LED Code	Voltage	Color Temperature	Distribution	Finish <sup>1</sup>	Output Code <sup>2</sup>	Options
GCM1*	60J	MV 120-277V	22K 2200K	2R Type 2	GY Gray	Refer to Page 3 to select the performance code.	FOC <sup>3</sup> Fixed Output Code
GCM2*		HV 347-480V	27K 2700K	3R Type 3R	DB Dark Bronze		LPCR Less Photocontrol Receptacle
GCM3*			30K 3000K	3F Type 3F			PCR7 <sup>4</sup> ANSI 7-wire Photo-control Receptacle
GCM4*			40K 4000K 50K 5000K	4 Type 4 5 Type 5	BK Black		PCR7-CR <sup>5</sup> Control Ready 7-wire PC Receptacle
							MSL3 Motion Sensor, L3 Lens
							MSL7 Motion Sensor, L7 Lens
							WL Utility Wattage Label
							4B 4-Bolt Mounting Bracket
							RWG Rubber Wildlife Guard
							SWTB Straight Wire Terminal Block
							BBL Bubble Level
							DSC Door Safety Cable
							CF <sup>6</sup> Coastal Paint Finish
							SP2 <sup>7</sup> Extreme Surge Protection, 20KV/10KA, Fail-to-on
							LSSP2 <sup>7</sup> Extreme Surge Protection, Fail-to-off, 20kv/10kA Rating

\* Refer to performance data table on page 3 for specific model with corresponding output code

Notes:

- 1 Gray, Black, and Dark Bronze standard. Consult factory for other finishes. See page 2 for RAL codes of Standard finishes.
- 2 Specified output code is the factory set lumen performance. Refer to performance data table on page 3 of this spec sheet. Field adjustable output selector enables fixture to be changed in the field to adjust light output for local conditions (not available with Fixed Output Code, FOC) or PCR7-CR option. Consult factory if wattage limits require a special drive current.
- 3 Non-field adjustable, fixed output code. Specify required output code. Not available with PCR7-CR option.
- 4 Includes output selector that enables field adjustability of light levels. Includes connectors to allow easy upgrade of wireless dimming via PCR7. Wireless node by others.
- 5 Control-ready wired at factory for wireless node dimming (node by others). Output selector not included in the fixture. Not able to adjust above specified output code.
- 6 Specify the CF Option for coastal installation. See warranty for details.
- 7 Standard surge protection, 10kV/5kA, fail-to-on, meets enhanced surge protection based on ANSI 136.25-2015 3-part test.
- 8 Flush mounted house side shield. Shield cuts light off at 1 mounting height behind luminaire. Gray frame with black louvres.
- 9 Flush mounted cul-de-sac shield. Shield cuts light off at 1 mounting height behind luminaire and 2 times the mounting height on either side of luminaire. Gray frame with black louvres.
- 10 Flush mounted front side shield cuts light off at approximately 1 1/2 mounting height in front of luminaire (street side). Gray frame with black louvres.
- 11 Specify Color (GY, DB, BK). Refer to Leotek web site for specific mounting details and drawings at <https://leotek.com/lighting-library/>
- 12 Specify MV (120-277V) or HV (347V-480V)

### Accessories\*

HSSJGCM <sup>8</sup>	House Side Shield, Snap-On*
CSSJGCM <sup>9</sup>	Cul-De-Sac Side Shield, Snap-On*
FSSJGCM <sup>10</sup>	Front Side Shield, Snap-On*
SPB <sup>11</sup>	Square Pole Horizontal Arm Bracket
RPB <sup>11</sup>	Round Pole Horizontal Arm Bracket
PTB <sup>11</sup>	Pole Top Tenon Horizontal Arm Bracket
PTB2 <sup>11</sup>	Pole Top Tenon Horizontal Arm Bracket (2@180°)
WB <sup>11</sup>	Wall Horizontal Arm Bracket
BSK	Bird Deterrent Spider Kit
LLPC <sup>12</sup>	Long-Life Twist Lock Photocontrol
SC	Twist Lock Shorting Cap

\*Unless specified for field installation, Shields and Shorting Caps are shipped installed. All other options are shipped separately.

### Luminaire Specifications

#### Housing

Die cast aluminum housing with universal two-bolt slip fitter mounts to 1-1/4" to 2" (1-5/8" to 2-3/8" O.D.) diameter mast arm. One-piece aluminum housing provides passive heat-sinking of the LEDs and has upper surfaces that shed precipitation. Four-bolt mounting bracket (4B option) is available. Mounting provisions meet 3G vibration per ANSI C136.31-2010 Normal Application, Bridge & Overpass by independent test lab. Mounting has leveling adjustment from ± 5° in 2.5° steps. All hardware is stainless steel. Electrical components are accessed without tools via die cast aluminum door with stainless steel quick release latches. Provided standard with removable polycarbonate wild life guard. For additional protection, optional rubber wildlife guard (RWG) which conforms snugly to the mast arm is offered.

#### Light Emitting Diodes

LEDs produce minimum 90% of initial intensity at 60,000 hours of life per IES recommended lumen maintenance life projection based on 6 times the duration of the collected LM-80 data. For details on IESNA Position on LED Product Lifetime Prediction, PS-10-18. LEDs have correlated color temperature of 2200K (22K), 2700K (27K), 3000K (30K), 4000K (40K), or 5000K (50K) and 70 CRI minimum. LEDs are ROHS compliant, 100% mercury and lead free.

#### Field Adjustability

LED lumen output can be changed in the field to adjust light output for local conditions (not available with PCR7-CR option). The specified output code will be the factory set output. Field adjustments can be made with the output selector included in the fixture. Field adjustable range shown in performance data table.

#### Quality Control

Every luminaire is performance tested before and after a 2-hour burn-in period. Assembled in the USA.

#### Color Specifications

Order Code	Color	RAL #	Pantone Equivalent
<b>GY</b>	Gray	7040	429C
<b>BK</b>	Black	9004	426C
<b>DB</b>	Dark Bronze	6022	BLACK 2C

#### Optical Systems

Micro-lens optical systems produce IESNA Type 2, Type 3, Type 4, or Type 5 distributions and are fully sealed to maintain an IP66 rating. Luminaire produces 0% total lumens above 90° (BUG Rating, U=0). Optional house side shield cuts light off at 1/2 mounting height behind luminaire. Front side shield cuts light off at approximately one mounting height in front of the luminaire (street side). Cul-de-sac shield provides back and side light control for end of cul-de-sac applications. All shields are field installable without tools.

#### Electrical

Rated life of electrical components is 100,000 hours. Uses isolated power supply that is 1-10V dimmable. Power supply is wired with quick-disconnect terminals. EMC meets or exceeds FCC CFR Part 15. Terminal block accommodates 6 to 14 gauge wire. Surge protection complies with IEEE/ANSI C62.41 Category C High, 10kV/5kA and ANSI C136.2-2015, 3-part test.

#### Power Supply

IP66 rated power power supply with high power factor of > 90%. Auto sensing universal AC input from 120 to 277VAC (MV model) and 347 to 480VAC (HV mode) rated for both line to line and line to neutral applications. Maximum THD rating of 20%. Class 1 or Class 2. Built-in overheating protection mechanism will reduce drive current to LEDs and electrical components if the driver experiences unusual internal overheating situation. Built-in short circuit, voltage overload, and current overload protection with automatic recovery after correction.

#### Controls

3-Wire photocontrol receptacle is standard. ANSI C136.41 7-wire (PCR7) photocontrol receptacle is available. All photocontrol receptacles have tool-less rotatable bases. Wireless control module is provided by others.

#### Finish

Housing receives a durable, fade-resistant polyester powder coat finish with 3.0 mil nominal thickness. Standard finish tested to withstand 5000 hours in salt spray exposure per ASTM B117 and Coastal Finish per ASTM G85. Finish meets scribe creepage rating 8 per ASTM D1654. Finish tested 500 hours in UV exposure per ASTM G154 and meets ASTM D523 gloss retention.

#### Listings/Ratings/Labels

Luminaires are UL listed for use in wet locations in the United States and Canada. DesignLights Consortium™ qualified product. Consult DLC QPL for Standard and Premium Classification Listings. All electronic components inside of the luminaire are NRTL damp location rated per ANSI 136.37-2011 Ingress Protection standard. International Dark Sky Association listed. Luminaire is qualified to operate at ambient temperatures of -40°C to 40°C. Assembled in the U.S.A

#### Photometry

Luminaires photometrics are tested by certified independent testing laboratories in accordance with IES LM-79 testing procedures.

#### Warranty

10-year limited warranty is standard on luminaire and components. See Leotek.com for warranty details.

#### Vandal Resistance

Housing and optics rated to IK10

#### Certification and Compliance

Luminaire complies with:  
**ANSI:** C136.2, C136.3, C136.10, C136.13, C136.15, C136.22, C136.31, C136.35, C136.37, C136.41, C62.41, C78.377, C82.77  
**Other:** FCC 47 CFR, IEC 60598, ROHS II, UL 1449, UL 1598

#### TM21 Lumen Maintenance per IES TM21-11 Calculation

Model Number	60,000 Hours*	80,000 Hours	100,000 Hours
<b>GCM1/2/3</b>	>96%	>95%	>94%
<b>GCM4</b>	>92.4%	>90.6%	>88.7%

\*Calculation based on IES position statement on Lumen Maintenance Life Projections

### Performance Data: 2200K (22K)

All data nominal. IES files for all CCTs available at leotek.com.

Product	LED Code	Output Code	System Wattage (W)	Delivered Lumens (Lm) <sup>1</sup>	Efficacy (Lm/W)	Field Adjustable Output Range
<b>GCM1</b>	60J	080	59	8250	141	↕
		090	65	9073	140	
		100	72	10039	140	
		110	80	10979	138	
		115	85	11504	135	
<b>GCM2</b>	60J	120	89	12019	135	↕
		130	100	13194	132	
<b>GCM3</b>	60J	145	111	14412	130	↕
		155	123	15717	128	
		165	133	16288	122	
<b>GCM4</b>	60J	180	140	18167	130	↕
		190	148	18807	127	

- Notes:
- Nominal lumens. Normal tolerance ± 10% due to factors including distribution type, LED bin variance, and ambient temperatures.
  - Maximum LED drive current is 435mA.

### Performance Data: 2700K (27K)

All data nominal. IES files for all CCTs available at leotek.com.

Product	LED Code	Output Code	System Wattage (W)	Delivered Lumens (Lm) <sup>1</sup>	Efficacy (Lm/W)	Field Adjustable Output Range
<b>GCM1</b>	60J	090	59	8967	153	↕
		100	65	9862	152	
		110	72	10912	152	
		120	80	11933	150	
		125	85	12504	147	
<b>GCM2</b>	60J	130	89	13064	147	↕
		145	100	14342	144	
<b>GCM3</b>	60J	155	111	15665	141	↕
		170	123	17083	139	
		175	133	17704	133	
<b>GCM4</b>	60J	205	140	20546	147	↕
		215	148	21283	144	
		225	158	22310	141	

- Notes:
- Nominal lumens. Normal tolerance ± 10% due to factors including distribution type, LED bin variance, and ambient temperatures.
  - Maximum LED drive current is 435mA.

### Performance Data: 3000K (30K)

All data nominal. IES files for all CCTs available at leotek.com.

Product	LED Code	Output Code	System Wattage (W)	Delivered Lumens (Lm) <sup>1</sup>	Efficacy (Lm/W)	Field Adjustable Output Range
<b>GCM1</b>	60J	090	59	9039	154	↕
		100	65	9940	153	
		110	72	10999	153	
		120	80	12029	151	
		125	85	12604	148	
<b>GCM2</b>	60J	130	89	13169	148	↕
		145	100	14457	145	
<b>GCM3</b>	60J	160	111	15790	142	↕
		170	123	17220	140	
		180	133	17846	134	
<b>GCM4</b>	60J	215	140	21627	154	↕
		225	148	22389	151	
		235	158	23472	140	
		240	163	24114	148	

- Notes:
1. Nominal lumens. Normal tolerance  $\pm 10\%$  due to factors including distribution type, LED bin variance, and ambient temperatures.
  2. Maximum LED drive current is 435mA.

### Performance Data: 4000K (40K) and 5000K (50K)

All data nominal. IES files for all CCTs available at leotek.com.

Product	LED Code	Output Code	System Wattage (W)	Delivered Lumens (Lm) <sup>1</sup>	Efficacy (Lm/W)	Field Adjustable Output Range
<b>GCM1</b>	60J	095	59	9562	163	↕
		105	65	10525	162	
		115	72	11574	161	
		125	80	12746	160	
		135	85	13402	158	
<b>GCM2</b>	60J	140	89	13884	156	↕
		155	100	15400	154	
<b>GCM3</b>	60J	170	111	16872	152	↕
		185	123	18387	149	
		190	133	19072	143	
<b>GCM4</b>	60J	220	140	22141	158	↕
		230	148	23143	156	
		245	158	24269	154	
		250	163	24953	153	

- Notes:
1. Nominal lumens. Normal tolerance  $\pm 10\%$  due to factors including distribution type, LED bin variance, and ambient temperatures.
  2. Maximum LED drive current is 435mA.

### BUG Ratings: 2200K (22K)

All data nominal. IES files for all CCTs are available at leotek.com.

		Type 2R	Type 3R	Type 3F	Type 4	Type 5
Product & LED Code	Product & LED Code	BUG Rating	BUG Rating	BUG Rating	BUG Rating	BUG Rating
<b>GCM1 60J</b>	080	B2-U0-G2	B2-U0-G2	B2-U0-G2	B2-U0-G2	B2-U0-G1
	090	B2-U0-G2	B2-U0-G2	B2-U0-G2	B2-U0-G2	B3-U0-G2
	100	B2-U0-G2	B2-U0-G2	B2-U0-G2	B2-U0-G2	B3-U0-G2
	110	B2-U0-G2	B2-U0-G2	B2-U0-G2	B2-U0-G2	B3-U0-G2
	115	B3-U0-G3	B2-U0-G2	B2-U0-G2	B2-U0-G2	B2-U0-G2
<b>GCM2 60J</b>	120	B3-U0-G3	B2-U0-G2	B2-U0-G2	B2-U0-G2	B4-U0-G2
	130	B3-U0-G3	B2-U0-G2	B2-U0-G2	B2-U0-G2	B4-U0-G2
<b>GCM3 60J</b>	145	B3-U0-G3	B3-U0-G3	B3-U0-G2	B3-U0-G2	B4-U0-G2
	155	B3-U0-G3	B3-U0-G3	B3-U0-G2	B3-U0-G2	B4-U0-G2
	165	B3-U0-G3	B3-U0-G3	B3-U0-G2	B3-U0-G2	B4-U0-G2
<b>GCM4 60J</b>	180	B3-U0-G3	B3-U0-G3	B3-U0-G3	B3-U0-G3	B4-U0-G2
	190	B3-U0-G3	B3-U0-G3	B3-U0-G3	B3-U0-G3	B4-U0-G2

### BUG Ratings: 2700K (27K)

All data nominal. IES files for all CCTs are available at leotek.com.

		Type 2R	Type 3R	Type 3F	Type 4	Type 5
Product & LED Code	Product & LED Code	BUG Rating	BUG Rating	BUG Rating	BUG Rating	BUG Rating
<b>GCM1 60J</b>	090	B2-U0-G2	B2-U0-G2	B2-U0-G2	B2-U0-G2	B3-U0-G1
	100	B2-U0-G2	B2-U0-G2	B2-U0-G2	B2-U0-G2	B3-U0-G2
	110	B2-U0-G2	B2-U0-G2	B2-U0-G2	B2-U0-G2	B3-U0-G2
	120	B3-U0-G3	B2-U0-G2	B2-U0-G2	B2-U0-G2	B3-U0-G2
	125	B3-U0-G3	B2-U0-G2	B2-U0-G2	B2-U0-G2	B4-U0-G2
<b>GCM2 60J</b>	130	B3-U0-G3	B2-U0-G2	B2-U0-G2	B2-U0-G2	B4-U0-G2
	145	B3-U0-G3	B3-U0-G3	B2-U0-G2	B2-U0-G2	B4-U0-G2
<b>GCM3 60J</b>	155	B3-U0-G3	B3-U0-G3	B3-U0-G2	B3-U0-G2	B4-U0-G2
	170	B3-U0-G3	B3-U0-G3	B3-U0-G2	B3-U0-G3	B4-U0-G2
	175	B3-U0-G3	B3-U0-G3	B3-U0-G3	B3-U0-G3	B4-U0-G2
<b>GCM4 60J</b>	205	B3-U0-G3	B3-U0-G3	B3-U0-G3	B3-U0-G3	B4-U0-G2
	215	B3-U0-G3	B3-U0-G3	B3-U0-G3	B3-U0-G3	B4-U0-G2
	225	B3-U0-G3	B3-U0-G3	B3-U0-G3	B3-U0-G3	B4-U0-G2

### BUG Ratings: 3000K (30K)

All data nominal. IES files for all CCTs are available at [leotek.com](http://leotek.com).

Product & LED Code	Output Code	Type 2	Type 3R	Type 3F	Type 4	Type 5
		BUG Rating	BUG Rating	BUG Rating	BUG Rating	BUG Rating
<b>GCM1 60J</b>	090	B2-U0-G2	B2-U0-G2	B2-U0-G2	B2-U0-G2	B2-U0-G2
	100	B2-U0-G2	B2-U0-G2	B2-U0-G2	B2-U0-G2	B3-U0-G2
	110	B2-U0-G2	B2-U0-G2	B2-U0-G2	B2-U0-G2	B3-U0-G2
	120	B3-U0-G2	B2-U0-G2	B2-U0-G2	B2-U0-G2	B3-U0-G2
	125	B3-U0-G2	B2-U0-G2	B2-U0-G2	B2-U0-G2	B2-U0-G2
<b>GCM2 60J</b>	130	B3-U0-G3	B2-U0-G2	B2-U0-G2	B2-U0-G2	B4-U0-G2
	145	B3-U0-G3	B2-U0-G2	B2-U0-G2	B2-U0-G2	B4-U0-G2
<b>GCM3 60J</b>	160	B3-U0-G3	B3-U0-G3	B3-U0-G2	B3-U0-G2	B4-U0-G2
	170	B3-U0-G3	B3-U0-G3	B3-U0-G2	B3-U0-G3	B4-U0-G2
	180	B3-U0-G3	B3-U0-G3	B3-U0-G3	B3-U0-G3	B4-U0-G2
<b>GCM4 60J</b>	215	B3-U0-G3	B3-U0-G3	B3-U0-G2	B3-U0-G2	B4-U0-G2
	225	B3-U0-G3	B3-U0-G3	B3-U0-G2	B3-U0-G3	B4-U0-G2
	235	B3-U0-G3	B3-U0-G3	B3-U0-G3	B3-U0-G3	B4-U0-G2
	245	B4-U0-G3	B3-U0-G3	B3-U0-G3	B3-U0-G3	B4-U0-G2

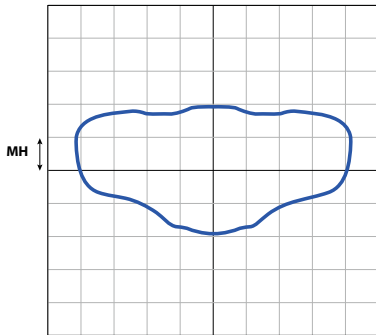
### BUG Ratings: 4000K (40K) and 5000K (50K)

All data nominal. IES files for all CCTs are available at [leotek.com](http://leotek.com).

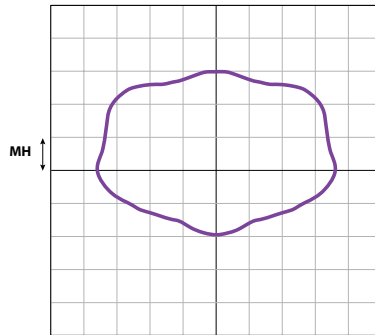
Product & LED Code	Output Code	Type 2	Type 3R	Type 3F	Type 4	Type 5
		BUG Rating	BUG Rating	BUG Rating	BUG Rating	BUG Rating
<b>GCM1 60J</b>	095	B2-U0-G2	B2-U0-G2	B2-U0-G2	B2-U0-G2	B3-U0-G2
	105	B2-U0-G2	B2-U0-G2	B2-U0-G2	B2-U0-G2	B3-U0-G2
	115	B2-U0-G2	B2-U0-G2	B2-U0-G2	B2-U0-G2	B3-U0-G2
	125	B3-U0-G3	B2-U0-G2	B2-U0-G2	B2-U0-G2	B4-U0-G2
	135	B3-U0-G3	B2-U0-G2	B2-U0-G2	B2-U0-G2	B4-U0-G2
<b>GCM2 60J</b>	140	B3-U0-G3	B2-U0-G2	B2-U0-G2	B2-U0-G2	B4-U0-G2
	155	B3-U0-G3	B2-U0-G2	B3-U0-G2	B3-U0-G2	B4-U0-G2
<b>GCM3 60J</b>	170	B3-U0-G3	B3-U0-G3	B3-U0-G3	B3-U0-G2	B4-U0-G2
	185	B3-U0-G3	B3-U0-G3	B3-U0-G3	B3-U0-G3	B4-U0-G2
	190	B3-U0-G3	B3-U0-G3	B3-U0-G3	B3-U0-G3	B4-U0-G2
<b>GCM4 60J</b>	220	B3-U0-G3	B3-U0-G3	B3-U0-G2	B3-U0-G2	B4-U0-G2
	230	B3-U0-G3	B3-U0-G3	B3-U0-G2	B3-U0-G3	B4-U0-G2
	245	B3-U0-G3	B3-U0-G3	B3-U0-G3	B3-U0-G3	B4-U0-G2
	250	B4-U0-G3	B3-U0-G3	B3-U0-G3	B3-U0-G3	B4-U0-G2

**Optical Distribution**

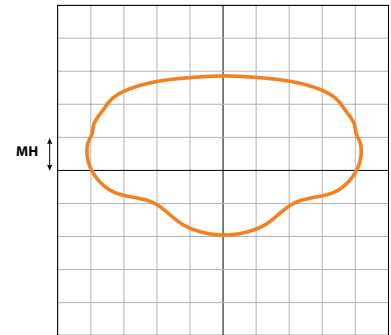
(Each square block represents one mounting height, MH)



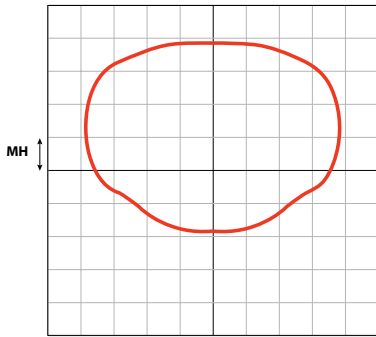
Type 2R



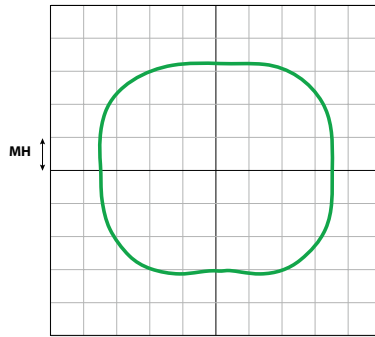
Type 3F



Type 3R



Type 4



Type 5